

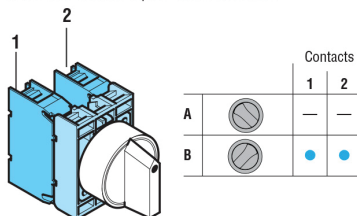
Illuminated selector switch actuators



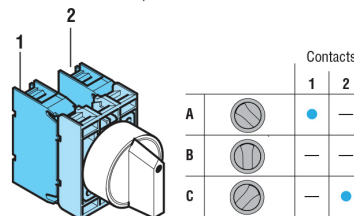
8 LM2T SL1...

Order code	Colour	Type of positions	Qty per pkg	Wt
			n°	[kg]
2 position (without mounting adapter).				
8 LM2T SL1203	Green	✓	10	0.025
8 LM2T SL1204	Red		10	0.025
8 LM2T SL1205	Yellow		10	0.025
8 LM2T SL1206	Blue		10	0.025
8 LM2T SL1208	White		10	0.025
8 LM2T SL1213	Green	∇	10	0.025
8 LM2T SL1214	Red		10	0.025
8 LM2T SL1215	Yellow		10	0.025
8 LM2T SL1216	Blue		10	0.025
8 LM2T SL1218	White		10	0.025
3 position (without mounting adapter).				
8 LM2T SL1303	Green	∇	10	0.025
8 LM2T SL1304	Red		10	0.025
8 LM2T SL1305	Yellow		10	0.025
8 LM2T SL1306	Blue		10	0.025
8 LM2T SL1308	White		10	0.025
8 LM2T SL1313	Green	∇	10	0.025
8 LM2T SL1314	Red		10	0.025
8 LM2T SL1315	Yellow		10	0.025
8 LM2T SL1316	Blue		10	0.025
8 LM2T SL1318	White		10	0.025
8 LM2T SL1323	Green	∇	10	0.025
8 LM2T SL1324	Red		10	0.025
8 LM2T SL1325	Yellow		10	0.025
8 LM2T SL1326	Blue		10	0.025
8 LM2T SL1328	White		10	0.025
8 LM2T SL1333	Green	∇	10	0.025
8 LM2T SL1334	Red		10	0.025
8 LM2T SL1335	Yellow		10	0.025
8 LM2T SL1336	Blue		10	0.025
8 LM2T SL1338	White		10	0.025

Contact activation of 2-position selector switch



Contact activation of 3-position selector switch



Operational characteristics

- Any mounting position allowed
- Ambient conditions:
 - Operating temperature: -25...+60°C
 - Storage temperature: -40...+70°C
- Degree of protection:
 - Per IEC/EN: IP65
 - IP40 for double-touch actuators.
 - Per UL/CSA: Type 1, 2, 3R, 4, 4X, 12, 12K.

Materials

An aluminium and zinc alloy (zama) is used for the metal part whereas plastic parts are made of polyamide and polycarbonate.

Mechanical endurance

Operating force: 0.8kg / 1.7lb (double touch actuator).
Mechanical life: 300,000 cycles.

Mounting adapter

Type: LM2T AU120.

The adapter is fixed to the mounting surface by means of incorporated screws (Tmax = 0.8Nm/0.59lbf).
Actuators latch onto the mounting adapter by simple rotation through a Ø22mm/0.89" drilling also on the cover of LPZ control stations.

Contact elements

Type: LM2T C10 (1NO)
LM2T CF10 (1NO Faston)
LM2T C10A (1EM)
LM2T C01 (1NC)
LM2T CF01 (1NC Faston)
LM2T C01D (1LB)


Contact elements snap onto the mounting adapter.
Up to 4 contacts, 2 each on the left and right, one behind the other, when one of the lamp-holders type LM2T DL400, LM2T VL230, LM2T EL400, LM2T ZL230, LM2T L... or LM2T M... is used in the middle position.
Instead when using lamp-holder LM2T XL, LM2T YL, LM2TFL or LM2T GL..., up to 2 contacts only can be fitted one behind the other.

On the cover of LPZ control station, up to 2 contacts per actuator can be internally fitted, 1 each on the right and/or left, when one of the lamp-holders type LM2T DL400, LM2T VL230, LM2T EL400, LM2T ZL230, LM2T L... or LM2T M... is used in the middle position.
On 3-position selector versions, the following can be fitted:
Up to 4 contacts, 2 each on the left and right, one behind the other, when one of the lamp-holders type LM2T DL400, LM2T VL230, LM2T EL400, LM2T ZL230, LM2T L... or LM2T M... is used in the middle position.
Up to 2 contacts per actuator can be internally fitted on the cover of LPZ control stations, 1 each on the right and/or left when one of the lamp-holders type LM2T DL400, LM2T VL230, LM2T EL400, LM2T ZL230, LM2T L... or LM2T M... is used in the middle position
NOTE: No lamp-holder type LM2T XL..., LM2T YL..., LM2T FL... or LM2T GL... can be used with 3-position versions.

Selector switch type of positions

- ✓ Maintained position.
- ∇ Spring return position.

Selector switch rotation angles



Lamp-holder elements

Lamps

Maximum recommended power: 1.2W.

Certifications and compliance

Certifications obtained: RINA, LROS, EAC, CCC, UL Listed for USA and Canada (cULus - File E93601), as Auxiliary Devices.
Compliant with standards: IEC/EN 60947-1, IEC/EN 60947-5-1, UL508, CSA C22.2 n° 14.